

2023



Starr-Products.com



Made in Michigan
for over 30 Years







About Starr Docks & Lifts

Starr Docks and Lifts have set their goals to have quality boat lifts and docks in Michigan for over 30 years. Whether your needs are simple, or your wants are extravagant, our superior product line will suit your needs. A waterfront lifestyle can mean different things to different people. For some, it means watching the sunrise with your morning coffee, fishing with your children or grandchildren, laughing loudly while splashing around in the sunshine, spending time with your friends and family. Our seemingly endless configurations and many accessories that complement our docks and lifts can provide you with endless waterfront fun. We know that you've worked extremely hard to be able to get out on the water and your time on your boat is very important to you! That's why at Starr Docks & Lifts, we develop products...**"That Just Works" !**


Starr Sectional Docks



Premium Anodized

Known as "KOOL DOCK"! Our Best Seller! With its strength and light weight, this is easily the industry leader for dock. We use anodized stringers and two venter supports. Anodized aluminum stays cooler than vinyl and wood. It will not rust, turn black, or warp. Not only do you get a clean look, but it also has a virtually maintenance free finish that you will be able to enjoy for years to come!

Available in 3'x10', 4'x10', 5'x10', 6'x10', 4'x 8'. We can also create custom and angle sections



Powder Coated Aluminum

Constructed with two center supports and topped with a hard powder coat finish, this Powder Coated Aluminum will stay cooler than vinyl and wood. It will not rust or turn black. With its virtually maintenance free finish, it will last a lifetime!

Powder Coated Aluminum Available in 3'x10', 4'x10', 5'x10', 6'x10', 4'x8'. We can also create custom and angle sections. Also available in Grey and Cedar Breeze

2023 SunWalk 90 series available in Stone and Oak



Starr Stationary Dock Supports

Starr Pro Heavy Duty Under dock supports-UD

2-3/8" square aluminum tube, with 2" square insert
Adjustable widths from 35" to 48" (will adapt to almost any dock).

Under Dock UDC when over 60" wide.

SLX Leg Insert adjustments slide inside
the Under Dock Support and provides
From 12" to 102" of dock heights.



UD 342 width from 34-5/8" to 50-1/8"
Our angled design increases stability!



UD 342 with
one UDC

These will adjust to
any sundeck by
adding additional
UDC's

SLX Leg Inserts (Height adjustments)

SLX 12 12" to 22" (inches of height)

SLX 24 24" to 42" (inches of height)

SLX 36 36" to 54" (inches of height)

SLX 48 48" to 66" (inches of height)

SLX 60 60" to 78" (inches of height)

SLX 72 72" to 90" (inches of height)


SLX 84 84" to 102" (inches of height)

T/L Adapters

Attach to seawalls and docks eliminating the support at
the intersection of two docks. Available in 2', 3', 4', 5', 6',

End Caps

Give a finished look to the end of your dock. Anodized or
Powder Coated. Available in 2', 3', 4', 5', 6', and 8' lengths.



TRADITIONAL POST AND AUGER DOCK SUPPORTS


- Crossarm
- Diagonal Clamp
- Stringer Bracket
- Regular Auger
- Mud Auger
- Small Bottom Plate
- Large Bottom Plate
- Post Ratchet



Auger



Mud Auger



Muck Pads


Roll-in Docks

Starr Aluminum Roll-in/Truss Dock

- Offers the highest strength to weight ratio in the industry and the warranty to back it.
- In most situations, the easiest dock to install. This system allows you to install earlier in the season and remove later in the season, giving you more time to enjoy your lakefront
- Available rounded decking: Kool Dock (Anodized Aluminum), Grey Powder Coated Aluminum, Powder Coated Cedar Breeze (wood look), and SunWalk. All options will not get hot
- Rounded decking is easier to keep clean and has softer edges
- Wheel kits on ever section provide a more stable and easier to remove dock system.
- Each leg adjusts individually. No additional post necessary
- Tires are drilled to fill up with water to keep your dock in place. Sealed tires are available for mucky applications

Starr Roll In Dock is available in 4'x8', 4'x12', 4'x16', 6'x12', 8'x8', 8'x12', and 8'x16'.

We can also create custom angles and sizes.




Anodized Aluminum



Grey Powder Coated Aluminum



Powder Coated Cedar Breeze



Sunwalk Stone



Sunwalk Oak




Starr's soft rounded edges make it the most comfortable aluminum dock decking in the industry.



Other decking holds dirt and water and is not friendly to you or your watercraft



Roll-in Dock Legs




Starr Wheel Kits

Interacts with the best superstructure in the industry

- This simple design has stood the test of time
- Infinite adjustment
- Perfect for sandy or uneven lake bottoms
- Double braced for stability
- Each leg adjust individually
- Sand pads are available

Support Post

- Often used on the first section of dock
- Post also can be used on Sun Decks in some applications



Double Braced for Stability

- This is what makes Starr Roll-in Docks the most stable in the industry
- Prevents dangerous side-to-side sway found in other dock systems



Pro Wheel Kits Starr Level Easy Legs™: Level Your Dock Without Getting Wet!

- Level your dock with a cordless drill motor
Made with aluminum threaded rod and composite nut
- Stainless steel hardware - nothing to rust or corrode
- Excellent in mucky applications, deep water or varying water levels.
- Legs adjust independently, unlike the competition
- Eliminate cables, winches and additional supports
- Clean look with no posts



WATER DEPTH ADJUSTMENTS

SHALLOW	12" to 30" of water depth
MEDIUM	18" to 46" of water depth
DEEP	33" to 61" of water depth
X-DEEP	48" to 91" of water depth
XX-DEEP	70" to 108" of water depth

Water depth adjustments from bottom of the dock to bottom of the wheel. If using Sand Pads reduce by 12"

Starr Pro-Link System: Fast, Simple, Smart

- Add on and reconfigure dock systems as you see fit
- Connect and disconnect your sections without tools
- Use these anywhere on your dock system to add sun decks, fingers, and slips



Starr Dock Accessories



ROLL-IN AND FLOATING DOCK

Truss Dock Vertical Bumper

- Best way to protect your investment
- Available in 36" and 48" heights
- Attaches anywhere on your dock
- No drilling required
- Will catch something low profile that would go under the dock or something high profile that would go over the dock
- Stable enough to tie off your boat



Starr Dock Vertical Bumper

- Best way to protect your investment
- Available in 36"
- Attach to leg frame
- No drilling required
- 36" Starr Vertical Bumper will catch the rub rail of the boat and will not touch the hull, eliminating the expensive gel coat and decal repairs.
- Stable enough to tie off your boat



STATIONARY DOCK



Starr Adjustable HD Vertical Bumpers

- Attaches anywhere on your dock
- Has adjustable track on the back side of the bumper allowing you to adjust where you need the most protection
- Comes in tan or grey

Solar Dock Lights

- Most popular way to light your dock (See Dealer for details)
- Light attaches to top of vertical bumper
- 6 pre-installed LED colors on each light. Change colors anytime
- Yellow lights deter bugs
- Other mounting options available



Gangway Ramps

Create a perfect transition from your shore line to your dock

Available in 4'x6', 4'x12', and 4'x16' 6" Truss Ramp



Truss Style

Flag Pole

- Enhance your lake front dock system by showing your patriotism
- Our flag pole attaches to the truss and will go anywhere on the system
- Available for all dock systems

Starr Dock Accessories

Benches



Armrests are available for ROLL-IN, PLATINUM, & FLOATING BENCHES

Aluminum Side-Mount Bench

- Maintenance free powder coated aluminum
- Will attach anywhere on dock
- No drilling required (truss dock)
- Takes up less dock space
- Relocation easy if you change configuration



Top Mount Bench
48" wide anodized aluminum with vinyl arm rests . Bench bolts to top of deck
Also available in 72"

Aluminum Top-Mount Bench

- Maintenance-free anodized aluminum or in powder coat
- Drilling through decking is required

Stairs

STATIONARY & ROLL-IN DOCK



Starr Dock Steps

- All aluminum construction
- Ideal way to get people safely in and out of the water
- Available in many sizes



Adjustable Dock Steps

- Adjust and conform to your lake bottom
- Constructed of aluminum
- Available in 4, 5, 6, 7 and 8 step levels

Adjustable Steps	
4 Step	24" to 38"
5 Step	32" to 46"
6 Step	40" to 54"
7 Step	46" to 60"
8 Step	56" to 70"

Ladders



Swim Ladder

- Can be mounted anywhere on truss-style dock
- Available in 2, 3, 4, and 5 step



Swivel Chairs



- Deck out your dock with fashionable swivel chairs
- Attachable anywhere on truss-dock system
- Perfect finishing chair or dock side entertainment
- Takes up less dock space



Kayak, Canoe & SUP Rack

- Mounts anywhere on Truss-Dock System
- Does not take up dock space

Starr Platinum Dock System



The Custom Dock!



BOW STOP/STEP



Starr's Platinum Dock was originally designed as a commercial grade floating dock. The soft edges and classy look takes this high end dock system to a whole new level.

A ROCK SOLID STRUCTURE

Its innovative feature, such as the Platinum Track System (PTS), allows you to place and adjust slips, bumpers, benches, ladders, and custom accessories wherever you want them.

Add recessed lighting inside the track to make your dock stand out as much at night as it does during the day.

The Platinum Tracking System makes installing and reconfiguration a snap.

Starr Floating Docks



TRUSS & PLATINUM FLOATING DOCK

How do you know if you need a Floating Dock?

Do you have water depths that are greater than 9 feet?

Free-standing docks can get unstable in deeper water, while a floating system maintains its stability.

Do you have significant fluctuation in water depth?

A floating dock will adjust on its own as water levels rise and lower.

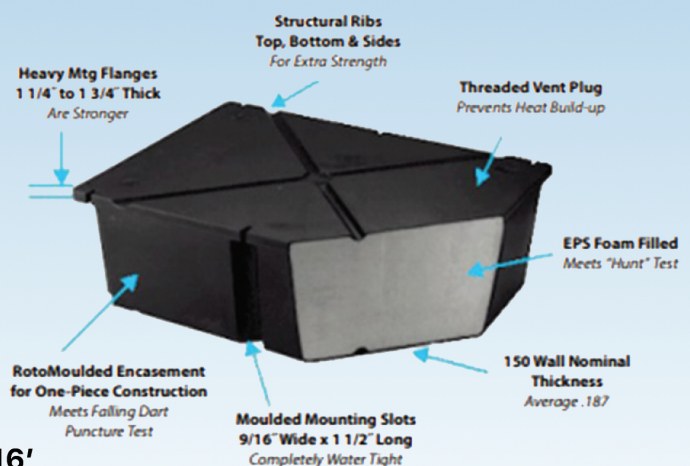
Do you have a very mucky lake bottom?

A floating dock may be the best answer for a mucky or soft lake bottom. Floating docks do not use the lake bottom for support.

Starr Floating Dock Benefits

- Adjusts to fluctuating water conditions
- Modular design
- Easy to install
- Many accessories to customize your dock
- Add-on capability
- Salt water safe
- 15 year warranty

Starr floating dock is available in the following sizes: 4'x12', 4'x16' Sun decks available in 8'x8', 8'x12', and 8'x16'



Starr Boat Lifts

Starr Vertical Boat Lifts (BL)

4,000, 5,000, 7,500 lbs.

Starr Boat lifts (BL) are constructed with heavy gauge aluminum providing great strength and long lasting durability

Standard inside width of 120" wide
Overlapping cradle design overlaps the entire width of the lift making Starr Lifts the shallowest operating vertical lift in the industry!

Full length adjustable bunks - providing a great protected surface to raise your boat out of the water. Plastic covered aluminum, maintenance free bunks are standard on Starr boat lifts

V shaped side frame to allow easier access in and out of your boat or pontoon

Stainless steel leveling cables are standard to prevent rust and corrosion

Stainless steel and galvanized hardware



Greaseable fittings now standard on all lifts, and nylatron pulleys provide more lubrication to reduce friction creating longer pulley and cable life




Positive lock leg adjustment system



Infinite adjustability

No holes to find or pins to lose when adjusting leg

Starr Boat Lift Level Up System. Add to your lift. (See dealer for order details)



BL 4000

Model	BL40120	BL50120	BL75120
Capacity	4,000 lb	5,000 lb	7,500 lb
Inside	120"	120"	120"
Lifting Height	up to 66"	up to 66"	up to 70"
Leg Length	30"	30"	30"
Weight	460 lb	472 lb	630 lb
Overall Length	133.5"	133.5"	133.5"

Starr's New 12,000 lb Lifts

New for 2023, introducing our new high capacity vertical boat lift with tried and true technology that has been proven for over half a century. Stay tuned, higher capacities coming soon.



- Available in DC & AC options
- No cables in the water while in lifted position
- Up to 96" lift height
- Adjustable legs
- Just like everything made at Starr, **IT JUST WORKS!**
- Assorted bunking and guide on options to accommodate any hull style and boat type
- Industry leading design to accommodate both small or large bodies of water; fresh or salt



DC Drive
Option



AC Drive
Option


*Minimum required water draft of 12" plus the draft of the vessel
(during the lowest water levels of the boating season)*

Starr Pontoon Lifts

Starr Pontoon Lifts (PL)

5,000, 6,000w, 7,500 lbs.

- With the overall length of pontoon boats increasing, most companies try to modify a smaller boat lift to fit your pontoon. The Starr Pontoon lift is designed for pontoons with an overall length of 24' or larger. The Starr PL has a 2 ½ foot longer frame creating a more stable platform, and a larger, safer structure to hold your craft, while increasing the lifts stability on any lake bottom.
- Starr pontoon lifts (PL) are constructed with high strength aluminum
- Overlapping cradle design overlaps the entire width of the lift making Starr lifts the most shallow operating vertical lift in the industry!
- V-brace design allows easier boat accessibility
- Stainless steel leveling cables are standard to prevent rust and corrosion
- Stainless steel and galvanized hardware



Model	PL50120	PL60134w	PL75120
Capacity	5,000 lb	6,000 lb	7,500 lb
Inside	120"	134"	120"
Lifting Height	up to 66"	up to 66"	up to 66"
Leg Length	30"	30"	30"
Weight	502 lb	630 lb	660 lb
Overall Length	151.5"	151.5"	151.5"



Starr Boat & Pontoon Lift Accessories

They Just Work!

Universal Starr Pro Wheel Kits

- Starr Pro Wheel kits do the heavy lifting for you with a cordless drill motor and 1-1/8" socket
- Starr Pro Wheel Kits raise your lift off the lake bottom and onto the wheels
- Starr Pro Wheel Kits put the wheels at the corners where they belong, allowing your lift to roll over obstacles with ease
- Make leveling your lift a breeze. Set your legs once and forget it
- Will fit almost any type of boat lift



Starr Pro Winch System - 4,000 lb - 6,000 lb BL & PL

- Quick, smooth, reliable
- Industry leading technology with soft start
- Ball bearings instead of bushings
- Cable winders (helps prevent cable stacking)
- No exposed pulleys, chains or gears
- Available in AC, 12V DC, and 24V DC
- Also available with pendant or wireless remote
- 3 year full warranty



New, industry-leading 7,500 lb Winch

- No cable stacking, extending cable life
- Oversized drum
- Heavy duty chain and sprockets
- Weather resistant ABS housing
- Available in 120V, 12V, or 24V wired or wireless remote
- 3 year full warranty



SPIRAL CUT DRUM



LIMIT SWITCH AVAILABLE

Starr Pro Motors - 4,000 lb - 6,000 lb BL & PL

- Quieter than hydraulic
- Fewer potential problems than hydraulic
- Available in AC, 12V DC, and 24V DC
- Convenient up/down pendant allows operation from your boat
- Also available with water resistant wireless remote
- 3 year full warranty



Manual Winch

- Simple proven design. "IT JUST WORKS"!
- Manual with 42" wheel
- 1,000 to 7,000 lb capacity
- All manual winches incorporate roller chain and sprockets
- Come standard with brake mechanism



Starr Vertical & Cantilever/PWC Jet Lifts

Vertical Single Jet Ski and Small Boat Lift

1663VS (Standard), 1663VT (Tall), 1683VS (Standard), and 1683VT (Tall) provide a few options for small boats, paddle boats, and jet skis. This aluminum lift has a 1600 lb capacity. The tall version has more bed travel, which comes in 2 different widths (63" and 83" inside widths) to accommodate larger bodies of water. Poly wrapped full length bunks protect the hull of your watercraft. Our legs offer infinite adjustment to conform to different lake bottoms. As on all of our lifts, this one has a heavy duty winch with a 30" oversized aluminum powder coated wheel that allows for easier cranking. All of our lift cables are stainless steel to resist rust and corrosion.



Model	1663VS	1663VT	1683VS	1683VT
Capacity	1,600 lb	1,600 lb	1,600 lb	1,600 lb
Inside	63"	63"	83"	83"
Lifting Height	45"	65"	45"	65"
Leg Length	20"	20"	20"	20"
Weight	183 lb	202 lb	208 lb	228 lb
Length	70"	70"	70"	70"
Width	73"	73"	93"	93"

OPTIONAL UPGRADES:

- 12V AC or DC power with solar panel
- Guide-ins are available to protect your investment from unnecessary scratches or hull damage
- Canopy System – will offer protection for your watercraft or small boat from weather elements. Vertical lifts offer the ability to tuck your watercraft almost completely under the material keeping seats and electronics dry.



Starr Vertical Double Jet Lift

JLV3500 is the ultimate of all double jet ski lifts on the market. It holds two PWC's at adjustable, staggered heights that give you the option to take one PWC out at a time and not have the other float away. Lift comes standard with a 42" manual powder coated aluminum wheel.

OPTIONAL UPGRADES:

- 12V AC or DC power with solar panel.
- Guide ins are available to protect your investment from unnecessary scratches or hull damage
- Canopy System – will cover your personal watercrafts and protect them from the elements. With a vertical lift you are able to tuck your PWC's up under the canopy material to keep the seats, electronics and foot pads from weather damage. It also saves you time from having to remove the covers when you want to have fun in the sun!

Starr Cantilever Jet Ski Lifts

- 1,500 lb capacity 64" wide
- Heavy duty winch with pulley bar design
- 30" aluminum powder coated wheel



Starr Cantilever Pontoon & Tritoon Lifts

Starr Cantilever Pontoon Lift

- 42" powder coated wheel (PLT 23 & PLT 25 only)
- Designed to lift up to 5,500 lbs.
- Rollers down the side of the top rails allow for easy guide in
- Front end stops are standard
- 5 H-frame units instead of 4 H-frame units found on most cantilever lifts for heavier motors and weight distribution
- An open ended canopy option is available as an upgrade
- Great for low water applications



Cantilever Pontoon Lift Accessories

We have a large selection of cantilever pontoon lift accessories, including wheel kits, power motors and adjustable pads




Model	PLT 23'	PLT 25'	PLT 28'
Capacity	4,200 lb	4,200 lb	5,500 lb
Inside	30"	30"	30"
Lifting Height	up to 60"	up to 60"	up to 60"
Leg Length	N/A	N/A	N/A
Weight	400 lb	460 lb	550 lb
Length	23'	25'	28'
Width	42"	42"	42"

*PLT 28 - Power Operation Required



Starr Canopy System



Starr's Pro Canopy System offers 3 different lengths to assure that your investment is covered.

- Extra deep canopy to protect your investment
- Eliminates the need to cover your boat/pontoon
- Keeps your boat safe and free from birds and debris
- Protect your investment from the sun's damaging rays
- Enjoy more boating time instead of cleaning time



Starr Canopy System

Starr's Pro Canopy System now offers even more coverage for your investment, as well as different boarding options.

- Extra 12" drop side gives 48" of coverage from peak to bottom of valance
- Extra 24" drop side, maximum coverage of 60" from peak of canopy to bottom of valance. This canopy offers the most coverage in the industry.
- Front boarding access
- Rear boarding access
- Side boarding access
- These canopy options allow you to leave bimini in travel position, or leave arch up



Don't get caught in the wind with NO SIDE FRAME!



Extra 24" Drop



Notes: _____

Check Out Some of Our Other Products

ProStarr Trailers and Sled Shed Enclosures



For List of Dealers

87 Taylor Street, Quincy, MI 49082
(517) 639-7401

Please Visit:

Starr-Products.com

To Find Your Local Dealer

